

Connecting Center Data to Academic Mindset




The Center's core surveys (*CCSSE*, *CCFSSE*, and *SENSE*) provide a range of data that colleges can connect to mindset work. The chart below shows items from the three surveys that colleges can use to support campus conversations about each of the four components of academic mindset. Because the four components are interconnected, some survey items could fall within component areas other than the ones in which they appear below—and efforts to influence one component may have an impact on another.

Growth vs. fixed mindset: students' perceptions of the potential for change in their intelligence.

Self-efficacy: students' confidence in their ability to be successful in their coursework.

Relevance of academic experience: students' views of whether their college work is preparing them for future success.

Sense of belonging: students' perceptions of whether they are accepted members of their college community.

	Growth vs. fixed mindset	Self-efficacy	Relevance of academic experience	Sense of belonging
	12d 12e 17	4o 7 9a	8a 11a 11h 11i 12a 12b 20	9c 9e 11f 12i 14 15 16 21
	REFTUTOR INCTUTOR SIGTUTOR REFSKLLAB INCSKLLAB SIGSKLLAB SSC	STUWRKHARDR XAMSCHALNG ENCOURSTUDY	FGNWORK FGNCARGOAL FGNGAINCAR REFACADADV INCACADADV SIGACADADV REFCARCOUNSL INCCARCOUNSEL SIGCARCOUNSL	ENCOURDIVCON FGNOTHERS REFSTUORG INCSTUORG SIGSTUOR COLORIENT FYEPGM ORGLRNCOMM TRGLINCL STRGLOUTCL STRGLADVSVCS STRGLSELSE STRGLREQTUT STRGLREFTUT STRGLOTHR STRGLSPEC
	20d 20e 20f 17e 21a 21b 21c	18t 18u	20a 20b 18f	20i 11 17f 18a 18b 18k

* As *CCFSSE* does not contain item numbers, variable names are used to identify items. To connect variable names to survey items, please see the [CCFSSE codebook](#).